



**The perfect orchestra**



# Inventis is innovation.

Since ever.

**2005** **The company foundation.**  
With all intentions to become a reliable and innovative manufacturer of medical devices, Inventis is now one of the youngest and strongest manufacturing company of audiology equipment.

The **countries** where Inventis is currently represented, either with direct presence or thanks to solid and committed partnerships with local distributors.

**60+**

**Our continuously growing team.**  
Split in 3 different subsidiaries in Italy, France and US, everyone, from the developer engineers to the sales representatives, passing through production technicians and Customer Care department, is focused on providing the added value to our products.

**120+**

The number of Inventis products entirely developed, engineered and manufactured in Italy.

**20+**



DESIGNED, ENGINEERED AND MANUFACTURED IN ITALY



2

COMPANY PROFILE



3

COMPANY PROFILE

# Audiometers

[aw-dee-om-i-ter-s]



Comprehensive of a wide range of different models, Inventis audiometers include stand-alone devices as well as computer controlled units. Screening, diagnostic or clinical, all the audiometers by Inventis feature up-to-date technology and high-end characteristics.







## Triangle

Screening audiometer

Triangle is a battery-operated, portable screening audiometer, capable of performing automatic and manual pure tone audiometry exams in air conduction as well as, optionally licensed, in bone conduction. Lightweight and compact, Triangle is extremely handy and easily transportable even thanks to the dedicated soft carrying case included with the device. The presence of a powerful rechargeable Li-Ion battery makes Triangle the perfect choice for anyone who wants to work breaking free from the wire.



- Automatic and manual pure tone audiometry in AC
- Bone conduction (opt.) with masking: the only one of its kind
- Li-Ion rechargeable battery and portable design
- Touch screen display and internal memory (up to 100 patients).

▶ Check the video on: [www.inventis.it/video](http://www.inventis.it/video)



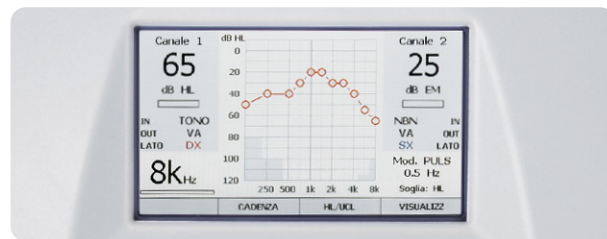
## Bell

Diagnostic audiometer

Bell is a basic diagnostic audiometer, capable of performing fast and accurate air and bone conduction threshold examinations. Simple operation, a fast and reliable automatic examination mode, a user-friendly interface and easy portability make Bell the ideal instrument for private clinics, multi-specialist clinics and occupational medicine applications.



- Pure tone audiometry in AC and BC (only Plus model)
- Hughson-Westlake auto threshold test
- Color graphical display
- Internal memory for 100 patients
- Hybrid technology: can be operated through the PC



## Harp

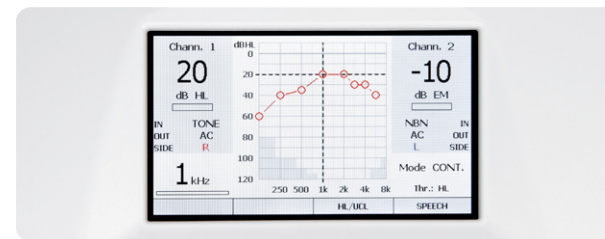
Diagnostic audiometer

Harp is an advanced diagnostic audiometer, capable of performing fast and accurate air, bone and speech audiometric exams, as well as several additional tests including QuickSIN™ and a two-channel master hearing aid. Top-level features combined with ease of use and portability make Harp the ideal choice for a wide range of users, from audiologists to clinics and hospitals.



- Pure tone and speech audiometry in AC, BC and FF
- Internal flash memory for the speech material (only Plus mod.)
- Additional tests: HW auto threshold, ABLB, SISI and Stenger; DLI, Tone decay, Master Hearing Aid; (only on Plus model) TEN test (optional), QuickSIN™ (optional)
- Built-in thermal printer (optional)
- Hybrid technology: can be operated through the PC

▶ Check the video on: [www.inventis.it/video](http://www.inventis.it/video)



## Piano

Clinical audiometer

Piano is an advanced clinical audiometer with two separate and independent channels. Piano features a complete battery of tests, all easily managed via a wide touch screen colour display. Advanced features, supreme flexibility and extreme simplicity of use make Piano the ideal choice for clinics and hospitals, as well as for professional practitioners who demand the very best from their instruments.



- Wide color graphical display with touch screen
- Complete test battery: PTA, Speech, HW auto threshold, ABLB Tone Decay, SISI, DLI, MLB, Stenger, Master Hearing Aid, TEN test, QuickSIN™ (optional); (only Plus model) Multi Frequency, High Frequency, Bekesy, MLD
- Internal flash memory for the speech material
- Built-in thermal printer (optional)
- Hybrid technology: can be operated through the PC

▶ Check the video on: [www.inventis.it/video](http://www.inventis.it/video)







## Cello


Diagnostic audiometer



8 Cello is a PC controlled diagnostic audiometer, capable of performing fast and accurate air, bone and speech audiometry exams, as well as several additional tests including QuickSIN™, HF audiometry, and VRA and CPA tests with video or toys reinforces. With its revolutionary design, complete feature set and top reliability, Cello is a little masterpiece, ideal for anyone unwilling to compromise on appearance and user experience. A perfect match for Cello is also the Maestro Control Panel, designed to increase the usability and navigation of software, especially when performing audiometric exams.

- Pure tone and speech audiometry in AC, BC and FF
- Additional tests: HW auto threshold, SISI, Master Hearing Aid, High-frequency audiometry (optional), QuickSIN™ (opt.)
- Video Visual Reinforcement Audiometry (VRA) and Conditioned Play Audiometry (CPA) options available
- Assistant monitor to facilitate seamless communication between operators
- Fully computer controlled through the software Maestro
- Wall-mounting option (VESA standard) and dedicated transducers support available

▶ Check the video on: [www.inventis.it/video](http://www.inventis.it/video)



RECOMMENDED  
Maestro Control Panel  
» See page 29



## Piccolo

Portable audiometer

Piccolo is a basic diagnostic audiometer offering air, bone and speech audiometry functions, fully controllable from a computer. A lightweight, compact design, powerful, user-friendly software, and Noah connectivity combine to make Piccolo the ideal choice for professionals on the move.



- Three different models available: Basic (AC only), Plus (AC/BC) and Speech (AC/BC/Speech/QuickSIN™/MHA)
- Fully computer-controlled through the software Maestro via USB connection
- Weighs less than 300 grams
- Power supply through the USB connection, when controlled with the computer
- Carrying case included

▶ Check the video on: [www.inventis.it/video](http://www.inventis.it/video)

COMPATIBLE WITH  
Maestro Control Panel  
» See page 29




## satellite

TELE-AUDIOLOGY SOLUTIONS

9 Satellite is the revolutionary technology by Inventis® that allows to interact and remotely perform complete hearing assessments (Video-otoscopy, Pure tone and speech audiometry in AC, BC) on patients in real time.

- **The audiologist is administering the tests:** Thanks to Satellite, the remote hearing test is performed directly from the examiner, who takes control of the diagnostic equipment located where the patient is.
- **Built-in video conferencing system:** Satellite technology allows the video-conferencing feature to be built inside the diagnostic software, allowing the user to interact and test through the same screen.
- **Testing reports directly saved onto clinic's database:** Being part of the diagnostic software, Satellite technology makes possible for the exam report to be saved directly onto the clinic's database.
- **CE and FDA certified hardware:** All devices that mount Satellite technology are CE and FDA approved. In case of audiometers, it is granted for these units to be calibrated accordingly to ANSI or IEC standards.

Try out Satellite!  
A patient is waiting...



# Impedance


[ im-peed-ns ]



Developed for being sturdy and reliable, all the Inventis middle-ear analyzers feature a probe in aluminium, which is lightweight and easy to disassemble. The range of Inventis tympanometers include screening, diagnostic and clinical solutions.







## Timpani

Handheld tympanometer

12

Timpani is a handheld tympanometer offering automatic tympanometry and ipsilateral acoustic reflex test, as well as screening pure tone audiometry. The speed of the pressure pump system, combined with the capacitive touchscreen display that grants an unprecedented intuitive interface, allow Timpani to complete fast and accurate exams of the patient's middle ear functions. Dedicated output for headphones and patient response switch also make Timpani the only handheld combined unit capable of performing impedance and audiometry examinations.



- Automatic tympanometry
- Ipsilateral reflex test (optional)
- Pure tone audiometry in AC (optional)
- Portable and lightweight
- Capacitive touch screen display
- Docking station to speed up download of data (optional)
- Wireless thermal printer (optional)

▶ Check the video on: [www.inventis.it/video](http://www.inventis.it/video)



## Flute

Diagnostic middle ear analyzer

Flute is a diagnostic middle ear analyzer, capable of performing incredibly fast and reliable automatic sequences of tympanometry and reflex threshold tests, as well as manual reflex and reflex decay tests, ETF for intact and perforated eardrums, high frequency tympanometry. Great versatility, a user-friendly interface, advanced features and small size make Flute the ideal choice for a wide range of users, from audiologists to clinics and hospitals.



- Three versions available: Basic, HF, and Plus
- Automatic and manual tympanometry
- Manual and automatic Ipsi/Contra reflex test
- Reflex decay
- Eustachian Tube Function (intact / perforated eardrum)
- Tympanometry with 1,000 Hz probe tone
- Two user programmable auto test sequences
- Color graphical display
- Built-in thermal printer (optional)

▶ Check the video on: [www.inventis.it/video](http://www.inventis.it/video)



## Clarinet

Clinical middle ear analyzer

Clarinet is a clinical middle ear analyzer, featured with all the tests needed for a deep and accurate investigation of middle ear disorders. Automatic and manual tympanometry, acoustic reflex threshold, decay and latency examinations, ETF for intact and perforated eardrums, high frequency and multi-component tympanometry are all available and full results can be observed on a wide color touch screen display.



- Manual and automatic tympanometry
- Multi-frequency probe tones (Plus only)
- Multi-component measurements (Plus only)
- Manual and automatic acoustic reflex test
- Acoustic reflex decay
- Acoustic reflex latency
- ETF test for intact and perforated eardrums
- Two user programmable auto test sequences
- High resolution color display with touch screen
- Built-in thermal printer (optional)

▶ Check the video on: [www.inventis.it/video](http://www.inventis.it/video)



## Viola

Middle ear analyzer / Audiometer



13

Viola is a combo unit that integrates a diagnostic middle ear analyzer offering ultrafast and reliable tympanometry and reflex tests with a diagnostic audiometer capable of performing threshold and speech examinations in AC and BC. Small footprint, complete features set, great reliability and ease of use make Viola the perfect choice for professionals on the move and for installations where space is at a premium.



- Two versions available: Basic and Plus
- Pure tone audiometry in AC and BC
- Speech audiometry and QuickSIN™ (Plus version)
- Automatic tympanometry
- Ipsi/Contra acoustic reflex test
- Acoustic reflex decay (Plus version)
- Built-in thermal printer (optional)

IMPEDANCE

IMPEDANCE



# Fitting

[fit-ing]



Including a video-otoscope, a real-ear measurement system, a hearing instrument test box and a software to simulate real-life sound environments, this product range is all you need for a perfect fitting.





## Harmonica

Handheld video otoscope

16

— A handy digital video otoscope with chip-on-tip high definition camera. Fully integrated with Maestro software and compatible with Noah, this video-otoscope offers the possibility to capture outstanding quality images of the eardrum, that can be shown in real-time to the patient as well.

- Chip-on-tip HD camera (resolution: 1280 x 720)
- Crisp and clear images
- Noah compatible



FITTING



## Trumpet

REM system and PC controlled audiometer

— Trumpet is an advanced and easy-to-use Real Ear Measurement system, capable of performing quick and accurate in-situ measures thanks to its wireless and lightweight (50 g / 0.11 lb) probes and its built-in amplified speaker. Not only, Trumpet combines also a diagnostic audiometer for carrying out air, bone and speech audiometric exams. Controlled directly from your computer, Trumpet offers a complete but simple and intuitive software interface, which makes it a compact and portable system with no compromises.



- Wireless probes with rechargeable battery
- Standard measures (REUG/R; REAG/R; REIG; REOG/R)
- NAL, DSL v 5 fitting target protocols
- Speech mapping
- Live mode for counseling purposes
- Advanced mode for deeper investigations
- (optional) Pure-tone and speech audiometry in AC, BC and FF
- QuickSIN™ (optional), Master Hearing Aid, Stenger
- Built-in speaker for REM and audiometry
- Wall-mounting option and dedicated transducers support available

▶ Check the video on: [www.inventis.it/video](http://www.inventis.it/video)

COMPATIBLE WITH  
Maestro Control Panel  
» See page 29




## Drum


Hearing Instrument Test Box (HIT)

— Drum is a hearing instrument test box (HIT) capable of an impressive ambient sounds attenuation, and featured with all the standard tests for evaluating performances of air conduction hearing aids.

Directly controllable from the Maestro software, Noah compatible and equipped with all couplers and adapters for any type of hearing aids, Drum is the perfect solution for those most demanding users who are not willing to compromise on user friendliness of their instrument.



- High attenuation of ambient sounds
- Standard tests according to EN-60118, ANSI S3.22
- Battery adapters
- Built-in telecoil
- Fully computer controlled through Maestro
- Noah compatible
- User customizable test sequences
- RECD available if combined with Trumpet REM



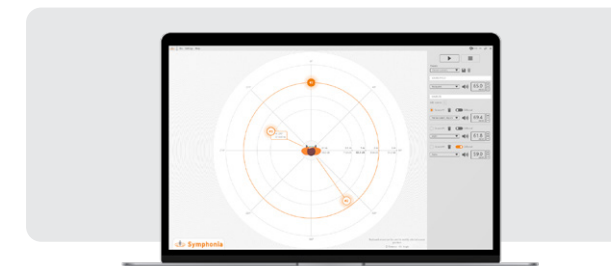
## Symphonia

Software for virtual sound environment



17

— Symphonia allows to simulate a realistic sound environment and make the patient feel the benefits provided by advanced hearing aid features, without having to leave the room.



Symphonia's advanced algorithm reproduces background noises recorded with special multichannel microphones, to make the patient feel inside a realistic external environment. Voices or musical instruments can be added to the sound field and moved all around the patient, to simulate directional sounds coming from different directions.

- Simulate a complex sound environment
- Advanced counseling tool
- Realistic background effects
- Customizable sound sources
- Control up to 8 speakers

▶ Check the video on: [www.inventis.it/video](http://www.inventis.it/video)

FITTING

# Balance

[ bal-uhns ]



Inventis balance range of products is characterized by innovative and unique solutions that can offer an unparalleled reliability and ease-of-use.







## Nystalyze

VNG modular system

— Nystalyze is a powerful and scalable system designed for visualizing and analyzing nystagmus, making it an invaluable tool for treating patients with dizziness and vertigo. With three different available modules, it offers the flexibility to configure the system according to the unique requirements of each clinic.

As of today, Nystalyze is the only available system on the market with a wireless camera that grants an unparalleled user experience in regard to patient mobility, freedom of movements and flexibility of use. Nystalyze is also available with standard wired camera.



### Nystalyze

	VideoScope module	VNG Basic module	VNG Plus module
Video Frenzel	✓	✓	✓
Positional & Caloric		✓	✓
Oculomotor			✓



▶ Check the video on: [www.inventis.it/video](http://www.inventis.it/video)

## VideoScope module

Video-Frenzel

— VideoScope is the Nystalyze module for the visualization and analysis of the eye movements. Suitable for both diagnostic and rehabilitation purposes, with VideoScope module the user can choose between unique flexibility and advantages of a wireless system, or a more standard configuration with wired camera.



- Simple and intuitive system
- Video and audio recording features
- Available with wireless camera

## VNG module

Videonystagmography

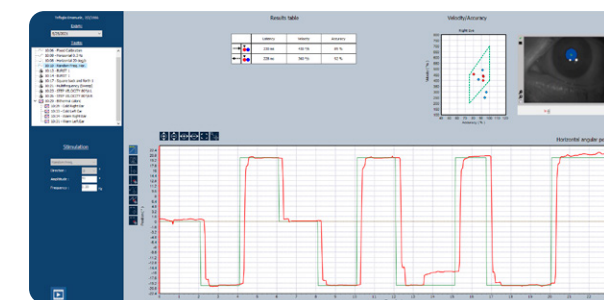
— Designed by Dr Erik Ulmer, the SYNAPSYS VNG module offers a wide and complete range of tests, including vestibular and oculomotor. SYNAPSYS VNG module is available in two versions: Basic and Plus.

**SYNAPSYS VNG module Basic** includes the positional, nystagmus and caloric tests.

**SYNAPSYS VNG module Plus** adds to the offer the oculomotor tests: saccades, smooth pursuit, optokinetic and gaze.

By using state-of-the-art infrared cameras (whether wireless or wired) the patient's eye movements are recorded by the software and, thanks to its unique eye tracking system, SYNAPSYS VNG instantly detects the pupils without any adjustment required, even when it comes to difficult situations such as dark eyelids.

Advanced high-frequency bi-ocular camera analysis is also optionally available with the Visio mask. Specifically designed for oculomotor testing, it analyses both eyes simultaneously, allowing a true open field view.



SYNAPSYS VNG can guide through the examination of balance disorders and help reducing examination time. The presence of complete normative data to compare your results, the possibility to insert markers in real time and select different tracking modes (graphs, charts), as well as the available pre-loaded testing protocols, make the software extremely reliable and easy to use.





## SYNAPSYS MED4

Rotary chair



22

— Combine MED4 rotary chair with Nystalyze VNG to complete the battery of videonystagmographic tests with rotational kinetic exams. Up to sixteen stimulation waveforms are available, including various sine waveforms, multi-frequency, speed step and sudden stop tests.

- Various sinusoidal tests (SHA profiles, decreasing sinus)
- Multi-frequencies (sweep)
- Multi-turn (step velocity)
- Sudden stop stimulations (square back and forth)
- If combined with wireless VNG, freedom of movements is maximized!



BALANCE

## SYNAPSYS Vestibular vibrator

Multi-frequency vibrator



— Designed to detect vibration-induced nystagmus (VIN), the SYNAPSYS multi-frequency vibrator helps finding unilateral vestibular dysfunctions, especially compensated deficits. Combine SYNAPSYS multi-frequency vibrator with SYNAPSYS VNG to make sure to offer the most complete range of vestibular testing.

- Fast and reliable test
- Patient's comfort: painless test
- Adaptability: 3 frequencies available (30, 60 and 100 Hz)




## SYNAPSYS VHIT

Video head impulse



— Designed and developed with the help of Dr. Erik Ulmer, SYNAPSYS VHIT is a **unique product** in balance testing.

Thanks to a **revolutionary remote camera system**, SYNAPSYS VHIT is the first and only video VHIT that **does not require the use of goggles** or any kind of other device to be placed on patient's head. This results in a total prevention of mask slippage artifacts, a greater patient comfort and an absolute freedom of movement for the practitioner.



SYNAPSYS VHIT allows to **test all the 6 semi-circular canals** at high frequency as well as overt and covert saccades in a fast and simple way.

The camera indeed, automatically recognizes the investigated plane (horizontal, vertical RALP or vertical LARP) with the patient's head movements, thus allowing the operator to perform the entire examination in just few minutes without ever leaving the patient. Thanks to the display and sound information, the software is able to guide the doctor and help him/her perform the maneuvers correctly.

▶ Check the video on: [www.inventis.it/video](http://www.inventis.it/video)



23

No other system offers the opportunity to analyse position graphs (gaze vs head) and to re-evaluate possible not accepted manoeuvres thanks to a slow-motion playback of the manoeuvre video.

Moreover, SYNAPSYS VHIT is the **only solution when it comes to testing children**. Goggles attached tightly to the head are clearly not tolerated by infants, while this remote camera system allows to simply perform Video Head Impulse Test in infants as young as 3 months old.



Scan the QR code and read the book!



This monograph was written with the aim of developing a didactic program that can guide both the less experienced and those who have already gained some experience: the path will therefore unfold from the physiological basics to daily diagnostics, in a continuum that allows to appreciate the fundamental elements of the use of the video Head Impulse Test.

BALANCE

# Evoked potentials

[ i'voukt pə'tenʃəlz ]



Inventis introduces Celesta, a cutting-edge solution for auditory and vestibular evoked potentials. Scalable and versatile, Celesta is designed to meet diverse clinical needs, ensuring efficiency and seamless integration into clinical workflows.







# Celesta

Clinical system for auditory and vestibular Evoked Potentials

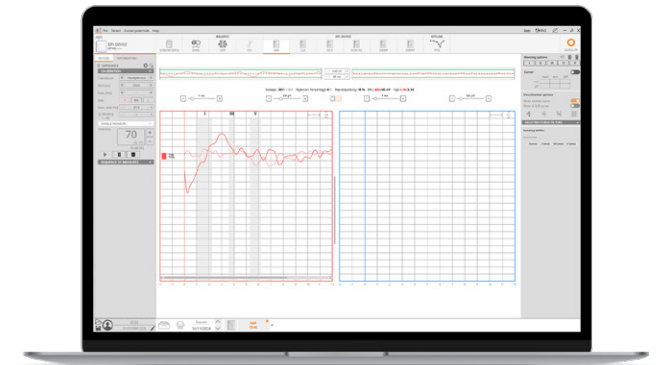
Celesta is Inventis' cutting-edge, PC-based system for auditory and vestibular evoked potentials testing. Scalable and versatile, Celesta offers flexible configuration with multiple modules to meet diverse clinical needs. Seamlessly integrating into clinical workflows, Celesta's compatibility with Maestro software further enhances adaptability and efficiency.

### EXAMS AND LICENSES

Celesta offers comprehensive evoked potentials testing, adaptable to various clinical settings through scalable software configurations. The full range of exams includes ABR, eABR, ECoChG, MLR, LLR and both cervical and ocular VEMP for vestibular assessments.

Flexible licensing options allow you to tailor Celesta to your needs.

License	EP Basic	EP Plus	VEMP	HearLab
ABR	✓	✓		
ECoChG		✓		
MLR/LLR		✓		
eABR	✓	✓		
cVEMP oVEMP			✓	
ACA				✓
2 channels	Opt.	Opt.	Opt.	Opt.



### AVAILABLE SIGNALS AND TRANSDUCERS

- Stimulus Types: Clicks, Chirp according to IEC 60645-3:2020 (ed 3.0) standard, Tone Bursts, White Noise (for masking)
- Click Duration: 100 µs (adjustable)
- Tone Burst: Frequencies from 250 Hz to 8000 Hz. Duration up to 50 ms (adjustable). Window Types: Linear, Rectangular, Hann, Blackman, Gaussian, Hamming, Barlett
- NB-Chirp Frequencies: 500, 1000, 2000, and 4000 Hz
- Stimulation Rate: 1 to 100 Hz
- Polarity Options: Rarefaction, Condensation, Alternating
- Outputs and transducers: AC – Headphones and Insert earphones, BC – B-71 bone vibrator, Free field for Aided Cortical Assessment (ACA)

### SMART FEATURES

- Single-Channel Configuration with Automatic Switch: a user-friendly single-channel setup with an automatic switch, eliminating manual cable swapping and enabling clinicians to place electrodes once without adjustments.
- Vertex Short Circuiting: enables easy switching between 5-electrode and 4-electrode configurations directly from the software, removing the need for an additional Y-cable to duplicate the vertex signal.
- Guided Electrode Connection: integrated LED indicators assist in patient prep.
- Bioamplifier Controls: check impedance and start acquisition directly from the bioamplifier.
- Dedicated VEMP Tests: separate cervical and ocular VEMP tests for accuracy and clarity.
- Seamless USB Connectivity: a single USB cable ensures both power supply and PC control through the intuitive Maestro software, simplifying setup and enhancing clinical workflow efficiency.



# Solution for pediatrics

## Cello

Diagnostic audiometer

— Cello is a computer-controlled diagnostic audiometer, capable of performing fast and accurate air, bone and speech audiometry exams, as well as several additional tests including QuickSIN™, HF audiometry and VRA and CPA tests with video or toys reinforces. With its revolutionary design, complete feature set and top reliability, Cello is ideal for anyone unwilling to compromise on appearance and user experience.



## Piano Plus VRA

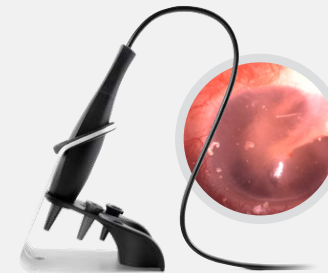
Clinical audiometer

— Piano Plus VRA allows performing the tests using up to three traditional reinforces (toy cabinets) directly connected to the audiometry, up to three video reinforces, or a combination of both! No matter from the configuration, all reinforcements are controllable directly from the audiometer itself.



## Harmonica

Portable video otoscope



— Harmonica is an incredibly portable and lightweight digital video otoscope. Thanks to the 2.8 metre USB connection cable, the operator has ample room for movement during the examination, which ensures a comfortable and flexible experience even for younger and less cooperative patients. In addition, the capture button on the instrument makes it easy to acquire images in 720p (1280x720) resolution.

» See page 16 for more!

## Timpani

Handheld tympanometer



— Timpani is a handheld tympanometer that can be also easily used on pediatric patients thanks to its 1 KHz probe tone, available under license, and its speed in performing the examination.

» See page 12 for more!

## SYNAPSYS VHIT

Video head impulse



— SYNAPSYS VHIT is your only solution when it comes to testing children. Goggles attached tightly to the head are clearly not tolerated by infants. This remote camera system allows to simply perform Video Head Impulse Test in infants as young as 3 months old.

» See page 23 for more!



# Maestro suite

[ mæ'estroʊ - swi:t ]



Nowadays, technology is a fundamental part of our lives, and the right software could change your daily practice by simplifying your work. Check out the solutions developed by Inventis!







# Maestro

The Orchestra Director



As an orchestra has its conductor, so Maestro is the core of your Inventis instruments set-up, allowing you to easily manage the patient data and fully interact with your audiology equipment, bringing your daily practice to a new level of technology.

Run, review and combine exams. Create, check and print reports. These are just few of the operations that can be straightforwardly administered through Maestro, while just interacting with your computer.

#### PATIENT DATA MANAGEMENT

- Stand-alone archiving functions
- Noah compatibility
- Highly customizable report engine

#### AUDIOMETRY & IMPEDANCE

- Complete management of PC-based devices
- Live view mode on bigger screen

#### VIDEO-OTOSCOPY

- Image grabbing and video recording
- Side-by-side view
- Compatible with Harmonica Video Otoscope

#### FITTING

- Easy and customizable workflow
- Intuitive interface
- Graphical assisted fitting

#### BALANCE

- Full compatibility with Inventis balance eq.
- Customizable testing protocols
- Comprehensive reports



# Maestro Control Panel

Keyboard



The Maestro Control Panel is designed to increase the usability and navigation of Maestro software, especially when performing audiometric exams.


#### EXPLOIT THE SIMPLICITY OF MAESTRO

Take full advantage of the functions of your audiometer when connected to Maestro, quickly, easily, and comfortably. With its 50 + 4 configurable keys, the Maestro Control Panel provides an enhanced experience when performing examinations with Inventis audiometers.

#### DESIGN AND EFFICIENCY

The Maestro Control Panel is easily powered and controlled via USB and requires no driver installation. Simply plug it into your computer to start running your exams and also switch to control other Inventis devices without using your computer mouse and keyboard.





# Inventis is more than what you can see.

## academia

— Expand your knowledge with Inventis Academia, whose goal is to promote scientific content related to the equipment we provide and disseminate the latest advances in diagnostic audiology and balance, with the help of internationally known and respected professionals.

Over the past 12 months

**30+** ONLINE EVENTS

**15+** IN-PERSON EVENTS

**3 500+** ATTENDEES

**13+** NEW KEY OPINION LEADERS

Inventis launched Academia in 2020 to promote scientific content related to hearing and balance equipment. Since then, it has expanded with Academia France in 2022 and Academia Spain in 2023.

Academia offers webinars, physical seminars, events, and scientific workshops; also in collaboration with universities. We have also published books on audiological and vestibular diagnostics.



## Academia's reviews

These webinars are very useful, both for beginners but also experienced professionals.

I really enjoyed this webinar and also learn lots of new things. I strongly recommend this type of events to my friends from school.

I recommend the Inventis webinars because they are of a considerable academic level and at the same time simple and practical regarding the information that you want the participants to master.

Well organised webinars each time, with excellent and knowledgeable speakers on the topics presented.

Excellent effort by Inventis to promote the need and value of vestibular disorders in children.

This was a very informative webinar delivered by a highly knowledgeable and enthusiastic speaker which provided a plethora of in-depth education. A sign of a good webinar is when it ends, and the time has flown past yet you crave more!

The information provided is punctual, and the case presentations are extremely useful for our daily practice.

This webinar was full of interesting insights which are very useful in our clinical practice. Working with children is not easy. Thank you for sharing your experience with us. Hope to meet you soon in future presentations. All the best!

Thank you for your time and effort to inform and improve our practice.

Hope to have such webinars more repetitively.

Thank you for holding these webinars. The topics are novel and timely, and they are always delivered by high-calibre speakers.



— Join the community: my.inventis is the platform tailored to your device. Access exclusive content, keep your Maestro software and device up-to-date, and get technical support with one click.



Inventis is member of HIMSA

The Inventis Quality System complies with ISO 13485 standard. Inventis® is a registered trademark of Inventis S.r.l.

DOC: INVENTIS-CAT-2025-01-EN\_rev04  
Technical data subject to variations without prior notice.



**INVENTIS S.r.l.**

CORSO STATI UNITI, 1/3  
35127 PADOVA – ITALY  
TEL.: +39.049.8962 844  
info@inventis.it  
www.inventis.it

Follow us on LinkedIn:  
[www.linkedin.com/company/inventis-srl](http://www.linkedin.com/company/inventis-srl)

**INVENTIS North America Inc.**

379 CHENEY HWY #268  
TITUSVILLE FL, 32780  
TOLL FREE: 1-844.683.6847  
info.northamerica@inventis.it

**INVENTIS France**

2 RUE MARC DONADILLE  
HÔTEL TECHNOPTIC  
13013 MARSEILLE – FRANCE  
TÉL: +33 491 11 75 75